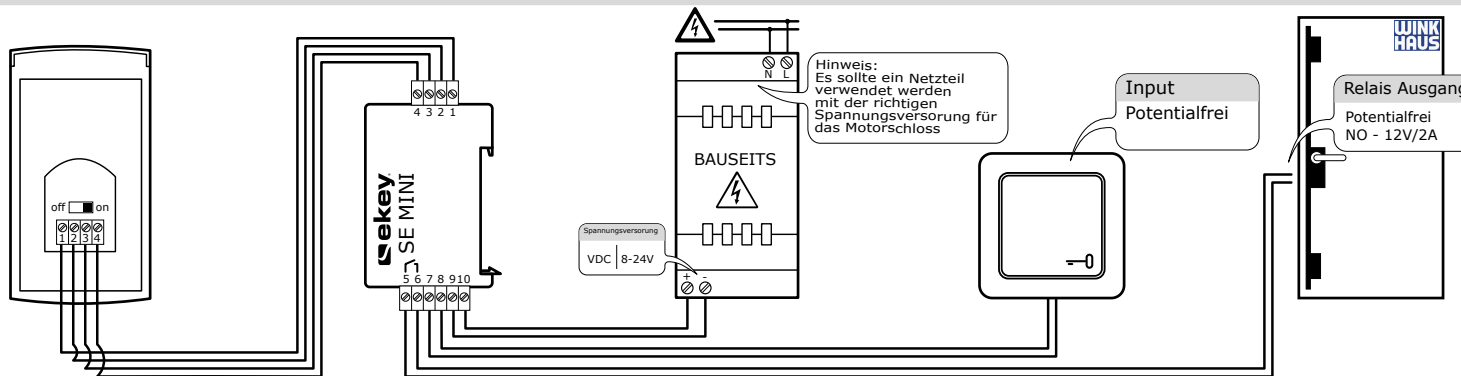





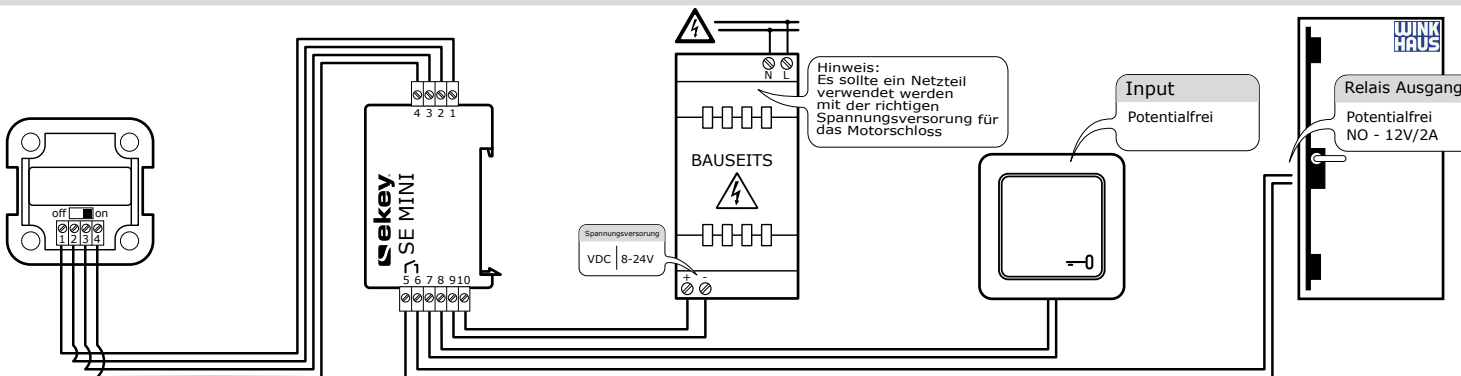
ekey home SE mini 1: 1 Relais, 1 Input

AP-VARIANTE



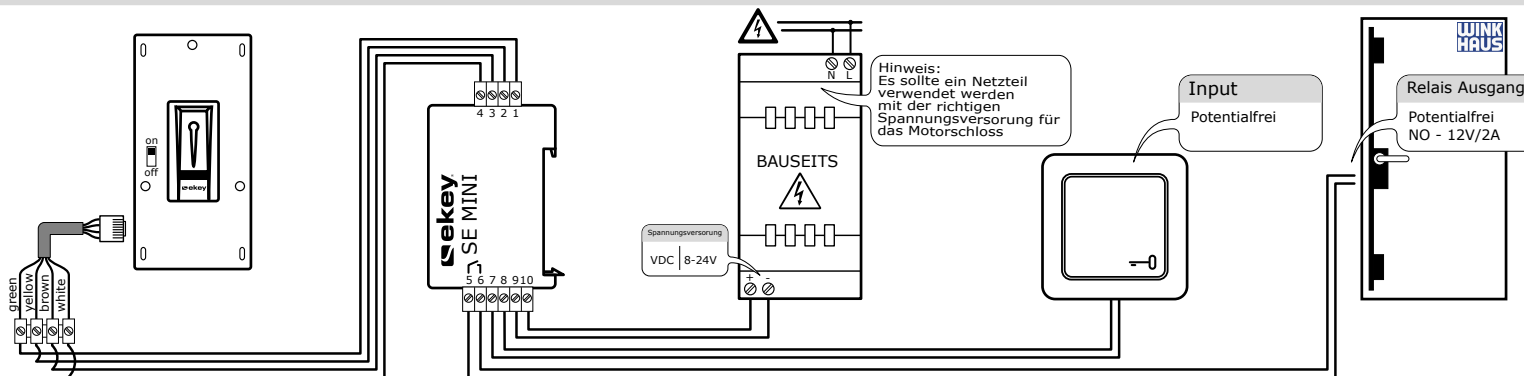
ekey home SE mini 1: 1 Relais, 1 Input

UP-VARIANTE



ekey home SE mini 1: 1 Relais, 1 Input

UP-VARIANTE



VERKABELUNGSPLAN
WIRING DIAGRAM
SCHÉMA ZAPOJENÍ
SCHEMA DE CÂBLAGE
SCHEMA DI CABLAGGIO
BEKABELINGSPLAN
SCHEMA ZAPOJENIA
NAČRT OŽIČENJA

ID225/723: Version: 6, 03.07.2019
<http://www.ekey.net/downloads>

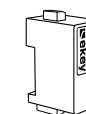


802354



Kabelempfehlung

J-Y(ST)Y 0.6 oder 0.8mm



PIN	Bezeichnung
1	RS485 (Klemme 1)
2	RS485 (Klemme 2)
3	Spannungsversorgung FS
4	Spannungsversorgung FS
5	Relais C (common)
6	Relais NO (normally open)
7	Input common
8	Input
9	-VCC
10	+VCC (8-24V DC)